

**KHSAA TITLE IX
ANNUAL REPORT SUBMISSION
STATUS REPORT
2010-2011**

KHSAA
Form T65
Revised
3/2011

TO: KHSAA Member School Superintendents, Principals, and Athletic Directors

FROM: Julian Tackett, Commissioner
Darren Bilberry, Assistant Commissioner

DATE: May 9, 2011

School	Christian County High School	Reviewed by	Kathy Johnston
--------	------------------------------	-------------	----------------

The following is a status report regarding the required 2010 - 2011 Title IX Annual Report submission of forms due into the KHSAA office by April 15, 2011. Appropriate KHSAA Audit Team personnel have reviewed these forms and the following is a summary of this review.

I. Checklist of Forms properly submitted in a satisfactory manner:

<input checked="" type="checkbox"/>	GE 19 (Annual Verification)	<input checked="" type="checkbox"/>	T-35 (Budget Expenses)
<input checked="" type="checkbox"/>	T-1 (Summary Program Chart 1)	<input checked="" type="checkbox"/>	T-36 (Budget Expenses)
<input checked="" type="checkbox"/>	T-2 (Summary Program Chart 2)	<input checked="" type="checkbox"/>	T-41 (Checklist – Overall Interscholastic Program)
<input checked="" type="checkbox"/>	T-3 (Summary Program Chart 3)	<input checked="" type="checkbox"/>	T-60 (Corrective Action Plan)
<input checked="" type="checkbox"/>	T-4 (Summary Program Chart 4)	<input type="checkbox"/>	T-63 (Interscholastic Survey Results)

II. Status

A.	<input checked="" type="checkbox"/>	2010– 2011 Forms are satisfactory and no further information or action is necessary at this time.
B.		Errors have been noted with respect to the following forms:
C.		The following forms were omitted and must be submitted by school representatives:
D.	<input checked="" type="checkbox"/>	According to the 2010-2011 data, the school appears to be meeting the standards established in: <input type="checkbox"/> Test 1 (Athletic participation is proportionate to enrollment) <input type="checkbox"/> Test 2 (History and continuing practice of program expansion) <input checked="" type="checkbox"/> Test 3 (Full and effective accommodation of interests and abilities)
E.	<input checked="" type="checkbox"/>	Other Recommendation and Comments: According to the data and responses submitted, it appears the school is meeting the standard of Test 3 for the provision of athletic opportunities. In the area of benefits, total athletic spending falls within the acceptable parameters both on a percentage and per athlete basis. Thank you.

KHSAA Emailer

select ademail as email_address,school as email_name from KHSAA_Schools,KHSAA.KHSAA_new_email_checked_schools where KHSAA_Schools.id=KHSAA.KHSAA_new_email_checked_schools.id AND KHSAA_new_email_checked_schools.user="dbilberry@khsaa.org" AND member="T" and (ademail is not null and ademail <> "") order by school

select prinemail as email_address,school as email_name from KHSAA_Schools,KHSAA.KHSAA_new_email_checked_schools where KHSAA_Schools.id=KHSAA.KHSAA_new_email_checked_schools.id AND KHSAA_new_email_checked_schools.user="dbilberry@khsaa.org" AND member="T" and (prinemail is not null and prinemail <> "") order by school

select superemail as email_address,school as email_name from KHSAA_Schools,KHSAA.KHSAA_new_email_checked_schools where KHSAA_Schools.id=KHSAA.KHSAA_new_email_checked_schools.id AND KHSAA_new_email_checked_schools.user="dbilberry@khsaa.org" AND member="T" and (superemail is not null and superemail <> "") order by school

- Below is a simulation of how your email will appear.
- You can manually modify the list of addressees in the "To:" box by deleting undesired addressees or adding new ones, one per line.
- You can modify the email subject in the "Subject:" box.
- When you're ready to send your email press the "Send" button. Do not close your browser window while emails are being sent.

From:	"Darren Bilberry, KHSAA" <dbilberry@khsaa.org>
To:	"Christian County"<kerry.stovall@christian.kyschools.us> "Christian County"<kathy.johnson@christian.kyschools.us> "Christian County"<brady.link@christian.kyschools.us> kathy.johnston@bourbon.kyschools.us
Subject:	Christian County HS 2010-2011 Annual Title IX Report-
<input type="button" value="Send Email"/>	
<p>Enclosed please find a copy of Form T-65, the <u>2010-2011 KHSAA Title IX Annual Submission Status Report</u>. In addition, you may find an attachment with corrected copies of the forms submitted by your school personnel.</p> <p>Also, KHSAA Audit Team Members may have requested the resubmission of some of the 2010-2011 Annual Report Forms or need additional information on your athletic programs. Please submit this information by the date requested if this is applicable. Copies of all KHSAA Title IX documents must be kept current and included in your permanent Title IX File at the school. All documents are subject to Open Records Requests.</p> <p>Should you need any further information, please do not hesitate to contact the appropriate Title IX Auditor listed on the T-65 form or Darren Bilberry at anytime. Thank You.</p> <p>Darren Bilberry Assistant Commissioner Kentucky High School Athletic Association Telephone- 859-299-5472 Fax: 859-293-5999 E-Mail: dbilberry@khsaa.org</p>	

- **attachment; filename="Christian County.doc"**

Copyright © 2001-2011 Kentucky High School Athletic Association (KHSAA), all rights reserved
This page is for the exclusive use of the KHSAA. Other use is strictly prohibited. Usage is monitored

To: "Darren Bilberry, KHSAA" <dbilberry@khsaa.org>
**Subject: Copy: Christian County HS 2010-2011 Annual Title IX Report-
Status Rep**
From: "Darren Bilberry, KHSAA" <dbilberry@khsaa.org>
Date: Fri, 13 May 2011 11:08:33 -0400 (EDT)

Attachment: Christian County.doc

Enclosed please find a copy of Form T-65, the 2010-2011 KHSAA Title IX Annual Submission Status Report. In addition, you may find an attachment with corrected copies of the forms submitted by your school personnel.

Also, KHSAA Audit Team Members may have requested the resubmission of some of the 2010-2011 Annual Report Forms or need additional information on your athletic programs. Please submit this information by the date requested if this is applicable. Copies of all KHSAA Title IX documents must be kept current and included in your permanent Title IX File at the school. All documents are subject to Open Records Requests.

Should you need any further information, please do not hesitate to contact the appropriate Title IX Auditor listed on the T-65 form or Darren Bilberry at anytime. Thank You.

Darren Bilberry
Assistant Commissioner
Kentucky High School Athletic Association
Telephone- 859-299-5472
Fax: 859-293-5999
E-Mail: dbilberry@khsaa.org

Postmarked
 KHSAA Form GE19
 Rev. 10/10
 4-18-11
 dlb



KENTUCKY HIGH SCHOOL ATHLETIC ASSOCIATION
2010-2011 ANNUAL VERIFICATION OF TITLE IX
PROCEDURES

(To be submitted by April 15, 2011 along with other required forms)

Christian County High School, Hopkinsville Kentucky APR 20 2011
 (Name of High School) (City)

certifies to the Kentucky High School Athletic Association that the following is an accurate and true representation of the facts surrounding compliance with 20 U.S.C. Sections 1681-1688, et. Seq. (also known as Title IX). I certify the following provisions in accordance with records at the school contained in the permanent Title IX file, at least one copy of which must be maintained in the Principal's office, and to the best of my knowledge have completed the following tasks:

I. Established a gender equity committee at the high school. (List committee personnel and provide attachment if necessary)

Name	Address	Phone	Title (Supt., Principal, Student, Parent, Coach, Etc.)
Kent Parent	CCHS		Asst Principal
Lora McKnight	615 West 17th St		Student/Athlete
Anthony Hickey, Sr	CCHS		GBKB Head Coach
Alicia Lancaster	CCHS		Parent
Steve Lovelace	CCHS		Parent
Kevin Crider	CCHS		Asst Principal
Kerry Stovall	CCHS		Athletic Director
David Joiner	CCHS		SB Head Coach/Parent
Griffin Joiner	4970 Cadiz Road		Student/Athlete

II. Scheduled a minimum of three meetings during the 2010-2011 school year on the following dates:

December 13, 2010
February 10, 2011
May 12, 2011

III. Designated the following person(s) as the Title IX coordinator for the school:




Name	Title	Address	Phone
Kerry Stovall	Athletic Director	220 Glass Avenue Hopkinsville, Ky 42240	270-887-7050

IV. Designated the following person(s) as the Title IX coordinator for the district:

Name	Title	Address	Phone
Kathy Hancock	DRR/District Title IX Coordinator	200 Glass Avenue Hopkinsville, Ky 42240	270-887-7000

School personnel are continuing to make periodic reviews of the boys' and girls' athletics program reflected in the Corrective Action Plan.

In addition to the above information, the above referenced school maintains a complete permanent file relative to Title IX records including copies of the self-assessment audit, all corrective action plans, and other related materials.


 Principal's Signature 4/14/11 20

 Superintendent Signature 4-18-11

 School Board Chairpersons' Signature

(Send original copy to KHSAA - Maintain duplicate in Title IX school folder)



KENTUCKY HIGH SCHOOL ATHLETIC ASSOCIATION 2010-2011 ANNUAL VERIFICATION OF TITLE IX PROCEDURES

KHSAA Form 6019
Rev 10/10

(To be submitted by April 15, 2011 along with other required forms)

Christian County High School, Hopkinsville Kentucky
(Name of High School) (City)

certifies to the Kentucky High School Athletic Association that the following is an accurate and true representation of the facts surrounding compliance with 20 U.S.C. Sections 1681-1688 of Edg. (also known as Title IX) and the following provisions in accordance with Article 11, Section 1 of the Kentucky Constitution and the Kentucky Code of Education. This information is being provided to the KHSAA for its use in the annual verification process.

Category	Name	Title	Address	Phone
Superintendent	[redacted]	[redacted]	[redacted]	[redacted]
Assistant Superintendent	[redacted]	[redacted]	[redacted]	[redacted]
Principal	[redacted]	[redacted]	[redacted]	[redacted]
Assistant Principal	[redacted]	[redacted]	[redacted]	[redacted]
Coach	[redacted]	[redacted]	[redacted]	[redacted]
Parent	[redacted]	[redacted]	[redacted]	[redacted]
Other	[redacted]	[redacted]	[redacted]	[redacted]

II. Scheduled a minimum of three meetings during the 2010-2011 school year on the following dates:

December 13, 2010

February 10, 2011

May 12, 2011

III. Designated the following person(s) as the Title IX coordinator for the school:

Name	Title	Address	Phone
Kerry Stevett	Athletic Director	220 Glass Avenue Hopkinsville, Ky 42240	270-487-7050

IV. Designated the following person(s) as the Title IX coordinator for the district:

Name	Title	Address	Phone
Kathy Hancock	DKR/District Title IX Coordinator	200 Glass Avenue Hopkinsville, Ky 42240	270-487-7000

Other personnel are continuing to make periodic reviews of the above and a self-inspection program is being implemented. The above information was reviewed and verified by the school personnel and the district personnel. All necessary action items and other matters are complete.

[Signature]
Date: 4/14/11

[Signature]
Date: 4/14/11

Signature of District Title IX Coordinator



**2010-2011
ACCOMMODATION OF INTERESTS AND ABILITIES
SUMMARY PROGRAM CHART (Form T-1)**

Participation Opportunities: Test One - Proportionality

		(Column 1)	(Column 2)	(Column 3)	(Column 4)
	Program	Enrollment	Percentage of Total Enrollment	Number of Interscholastic Participants (double and triple count)	Percentage of Total Participation
Row 1	GIRLS	620	50.3%	245	40.0%
Row 2	BOYS	613	49.7%	368	60.0%
Row 3	Totals	1233	100%	613	100%

Instructions: *Number of 8th grade students & below used in Column 3 and Column 4 calculations: 71

- 1) Determine the total number of girls enrolled, (place in Row 1, Column 1). Determine the total number of boys enrolled, (place in Row 2, Column 1).
- 2) Add the total number of girls and boys enrolled to determine total enrollment, (place in Row 3, Column 1).
- 3) Calculate the percentage of total enrollment that is female. (Divide Row 1, Column 1 by Row 3, Column 1 and place in Row 1, Column 2.) Calculate the percentage of total enrollment that is male. (Divide Row 2, Column 1 by Row 3, Column 1 and place in Row 2, Column 2.) Note: Row 1, Column 2 plus Row 2, Column 2 should total 100%.
- 4) Ask coaches to confirm the names of those individuals who are on the team as of the first date of regular season competition, and cross out the names of those who were cut from the team or quit the team prior to the first regular season competitive event. Determine the total number of interscholastic athletics participants that are girls, (and place in Row 1, Column 3). In order to determine the total number of athletics participants, an individual should be counted each time he or she participates on a team. For example, if Jane Doe competes on the varsity volleyball team, the junior varsity volleyball team, the junior varsity basketball team, and the varsity softball team, she should be counted as four participants (do not include club or intramural sports participants, cheerleaders, dance teams, or pom squads). Calculate the same way for boys and girls. * In addition, should 8th grade students and below play on a Freshman, Junior Varsity, or Varsity team, they should also be counted for each team and sport on which they participate. If applicable, please asterisk in the above notation as to how many 8th grade students & below are included in the totals.
Using the same procedure, determine the total number of interscholastic athletic participants that are boys, (and place in Row 2, Column 3). Add Row 1, Column 3 plus Row 2, Column 3 to get total participants and place in Row 3, Column 3.
- 5) Calculate the percentage of female participation. (Row 1, Column 3 divided by Row 3, Column 3 and place in Row 1, Column 4.) Calculate the percentage of male participation. (Row 2, Column 3 divided by Row 3, Column 3 and place in Row 2, Column 4.) Note: Row 1, Column 4 plus Row 2, Column 4 should total 100%.

Note: While being within three percent is not a formal compliance standard, if the percent listed in Row 1, Column 4 is within 3% of Row 1, Column 2, then it provides a good target within which compliance is likely.

Principal's Signature: Kately Johnson Date: 4/14/11



**2010-2011
ACCOMMODATION OF INTERESTS AND ABILITIES
SUMMARY PROGRAM CHART (FORM T-2)
PARTICIPATION OPPORTUNITIES: TEST TWO - PROGRAM
EXPANSION**

		Column 1	Column 2	Column 3	Column 4	Column 5
Program		Number of Teams Currently Offered	Number of Participants	Number of Teams Added Since the beginning of the 2006-2007 School Year	Current Number of Participants for the 2010-2011 school year who are playing on teams added since the 2006-2007 School Year	Percent of Total Participation By Sex Added Since the beginning of the 2006-2007 School Year
GIRLS Row 1	varsity:	8	132	0	0	
Row 2	j.v.:	7	86	0	0	
Row 3	frosh:	2	27	0	0	
Row 4	total:	17	245	0	0	0.0%
BOYS Row 5	varsity:	9	220	0	0	
Row 6	j.v.:	8	91	0	0	
Row 7	frosh:	4	57	0	0	
Row 8	total:	21	368	0	0	0.0%

- 1) For Column 1, list the number of interscholastic teams offered for girls and boys at each competitive level (varsity, junior varsity, and freshman). For girls, total each of the entries in Rows 1, 2, and 3 into Row 4. For boys, total Rows 5, 6, and 7 into Row 8.
- 2) For Column 2, list the number of participants at each level. For girls, total each of the entries in Rows 1, 2, and 3 into Row 4. For boys, total Rows 5, 6, and 7 into Row 8. Note: The totals in Row 4 for girls and in Row 8 for boys must be the same as the totals in Form T-1, Column 3, Rows 1 and 2 respectively.
- 3) For Column 3, list the number of interscholastic teams that have been added in the last five years at each competitive level. Count each team added during the 5 year period only one time. e.g. Girl's junior varsity soccer was added 3 years ago, count the team only once, not 3 times. For girls, total the entries in Rows 1, 2, and 3 into Row 4. For boys, total Rows 5, 6, and 7 into Row 8.
- 4) For Column 4, list the number of participants that are currently on each level of the teams that were added in the last five years. If a team was added previously but no longer exists, there are no current participants to be added for that team. For girls, total the entries in Rows 1, 2, and 3 into Row 4. For boys, total Rows 5, 6, and 7 into Row 8.
- 5) For Column 5, calculate the percentage of participants that have been added in the last five years. For girls, take the number in Column 4, Row 4 and divide by the number in Column 2, Row 4. For boys, take the number in Column 4, Row 8 and divide it by the number in Column 2, Row 8.
- 6) **Note: If the percentage of current participants added in the last five years is 25% or greater for the underrepresented sex (most likely girls), compliance with Test Two may be possible. If less than 25%, then compliance with Test Three should be analyzed. CAUTION: 25% is not a formal compliance standard.**

Principal's Signature: _____

Kathy Johnson

Date: _____

4/14/11



**2010-2011
ACCOMMODATION OF INTERESTS AND ABILITIES
SUMMARY PROGRAM CHART (FORM T-3)**

KHSAA Form T3
Rev. 10/10

Participation Opportunities Test Three Full Accommodation

FOR ANY QUESTION ANSWERED "YES" IDENTIFY THE RESPECTIVE SPORT(S).

	GIRLS (Yes / No)		BOYS (Yes / No)
1. Based on the responses from your most recent student survey, is there sufficient interest to form a viable interscholastic team for a sport not currently offered? If yes, what sport?	Yes swimming		Yes swimming
2. For a sport not currently offered at the varsity level, is there sufficient interest based on your most recent Student Interest Survey to form a viable team for an interscholastic freshman team or junior varsity team?	No		No
3. For a sport currently offered at the interscholastic Junior Varsity or freshmen level, is there sufficient interest, based on your most recent Student Interest Survey, to form a varsity team?	No		No
4. If you answered YES to question (1), (2), or (3), are there enough high schools in the geographic area offering the sport (at the appropriate level) to allow for the development of a reasonable schedule of competition?	No		No
5. If you answered YES to question (1), (2), (3), or (4), are there enough high schools in the geographic area offering the sport (at the appropriate level) to allow for the development of a reasonable schedule of competition?	No		No

Remember, test three – full accommodation means addressing the unmet interest of the underrepresented sex (most likely girls), not the overrepresented sex (most likely boys).

Plans to Address Interest:

We are in the process of meeting with interested student/athletes. Next we will call an open meeting with the parents of those interested student/athletes. The next step will be to meet with our Board of Education and present figures, practice procedures, and numbers necessary to warrant starting a swim team. We have already identified and interested individual in coaching our swim team. This information will be sent to the KHSAA when completed.

Principal's Signature: *Kately Johnson* Date: 4/14/11



**2010-2011
ACCOMMODATION OF INTERESTS AND ABILITIES
SUMMARY PROGRAM CHART (FORM T-4)**

KHSAA -Form T4
Rev. 10/10

Levels of Competition Test One

		Column 1	Column 2	Column 3
Girls	Team Levels	Number of Teams Currently Offered	Number of Participants	Percentage of Participants at Each Level
Row 1	varsity:	8	132	53.9%
Row 2	j.v.:	7	86	35.1%
Row 3	frosh:	2	27	11.0%
Row 4	total:		245	100%
Boys				
Row 5	varsity:	9	220	59.8%
Row 6	j.v.:	8	91	24.7%
Row 7	frosh:	4	57	15.5%
Row 8	total:		368	100%

- Column 1, list the number of interscholastic teams offered for girls and boys at each competitive level; varsity, junior varsity, and freshman. (Refer to Form T-2, Accommodation of Interests and Abilities, Summary Program Chart 2, Column 1.)
- For Column 2, list the number of participants at each level. For girls, total the entries in Rows 1, 2, and 3 into Row 4. For boys, total the entries in Rows 5, 6, and 7 into Row 8. (Refer to Form T-2, Accommodation of Interests and Abilities, Summary Program Chart 2, Column 2.)
- For Column 3, calculate the percentage of female and male participants at each level.
 For girls' varsity, junior varsity, and frosh, respectively:
 - Divide Column 2, Row 1 by Column 2, Row 4, and place the percentage in Column 3, Row 1
 - Divide Column 2, Row 2 by Column 2, Row 4, and place the percentage in Column 3, Row 2.
 - Divide Column 2, Row 3 by Column 2, Row 4, and place the percentage in Column 3, Row 3.
 For boys' varsity, junior varsity, and frosh, respectively:
 - Divide Column 2, Row 5 by Column 2, Row 8, and place the percentage in Column 3, Row 5.
 - Divide Column 2, Row 6 by Column 2, Row 8, and place the percentage in Column 3, Row 6.
 - Divide Column 2, Row 7 by Column 2, Row 8, and place the percentage in Column 3, Row 7.

Principal's Signature

Kathy Johnson

Date:

4/14/11



**2010-2011
ACTUAL EXPENDITURES - PROGRAM COMPARISON CHART 2 -- (Form T36)
TO INCLUDE BOOSTER CLUB FUNDING**

KHSAA Form T36
REV. 10/10

Sports	Equipment and supplies		Travel		Awards		Coaches' salaries (to include supplemental and extended employment; dollar amount required)			Facilities improvements			Publications (if sport-specific)		
	Expenditures		Expenditures		Expenditures		Expenditures			Expenditures			Expenditures		
	School	Booster	School	Booster	School	Booster	School	# Coaches for all levels / # Teams for all levels	School	Booster	School	Booster	School	Booster	
G track	142	0	482	0	100	0	6495	2 1	0	0	0	0	0		
B track	142	0	482	0	100	0	6495	2 1	0	0	0	0	0		
G tennis	1750	0	1013	0	100	0	1283	1 1	0	0	0	0	0		
B tennis	1282	0	1013	0	100	0	1283	1 1	0	0	0	0	0		
G volleyball	0	6435	1749	1350	100	0	6495	3 2	0	0	0	0	0		
B wrestling	3406	3300	5380	225	100	0	6495	3 2	0	0	0	0	0		
G ...	0	0	0	0	0	0	0	0 0	0	0	0	0	0		
B football	1887	4200	5203	2034	100	1000	22933	10 3	0	0	0	0	0		
G	0	0	0	0	0	0	0	0 0	0	0	0	0	0		
B	0	0	0	0	0	0	0	0 0	0	0	0	0	0		

- Total expenditures on T-35 and T-36 on the 2010-2011 year report due by April 15, 2011, should reflect the total monies spent (rounded off to nearest dollar) for the entire school year of 2009-2010 ending June 30, 2010.
- Booster Club Funding/Contributions must be included in the above expenditures totals. Indicate percentage of total expenditures for each gender: (If disparities are obvious, list on your Corrective Action Plan (T-60) what action you will take to correct the problem.)

Gender	Expenditures	Percentage
Boys	\$ 199,743	63.4%
Girls	\$ 115,459	36.6%
Total:	\$ 315,202	100%

Principal's Signature: *[Signature]* Date: 4/14/11



**2010-2011
ACTUAL EXPENDITURES - PROGRAM COMPARISON CHART 1 - (FORM T-35)
TO INCLUDE BOOSTER CLUB FUNDING**

KHSAA Form T-35
REV. 10/10

Sports	Equipment and Supplies		Travel		Awards		Coaches' salaries (to include supplemental and extended employment; dollar amount required)			Facilities improvements			Publications (if sport-specific)	
	Expenditures		Expenditures		Expenditures		Expenditures			Expenditures			Expenditures	
	School	Booster	School	Booster	School	Booster	School	# Coaches for all levels / # Teams for all levels	School	Booster	School	Booster	School	Booster
G basketball	4812	1457	5427	2700	351	250	17640	3 4	0	0	0	0	500	
B basketball	4199	1457	9755	2700	352	250	17640	5 4	0	0	0	0	500	
G softball	0	6500	3964	13660	100	1545	8753	5 2	0	0	0	0	439	
B baseball	4674	34323	3235	1837	100	2293	8753	5 2	0	0	0	0	1691	
G cross country	0	559	403	100	100	820	1925	1 1	0	0	0	0	0	
B cross country	0	559	403	100	100	820	1925	1 1	0	0	0	0	0	
G golf	0	0	200	175	100	350	1283	1 2	0	0	0	0	0	
B golf	0	0	200	175	100	350	1283	1 2	0	0	0	0	0	
G soccer	0	2600	1869	0	100	1309	7590	2 2	0	0	0	0	384	
B soccer	0	2600	3826	0	100	1309	7590	2 2	0	0	0	0	384	
G swimming	0	0	0	0	0	0	0	0 0	0	0	0	0	0	
B swimming	0	0	0	0	0	0	0	0 0	0	0	0	0	0	

1. Total expenditures on T-35 and T-36 on the 2010-2011 year report due by April 15, 2011 of each school year, should reflect the total monies spent (rounded off to nearest dollar) for the entire school year of 2009-2010 ending June 30, 2010.

2. Booster Club Funding/Contributions must be included in the above expenditures total. (Note: It is illegal for coaches to be paid by Booster/Clubs - Reference KHSAA Bylaw 27).

Principal's Signature: *Katelyn Johnson*

Date: 4/14/11



2010-2011 KHSAA TITLE IX ATHLETICS AUDIT (Form T-41)
Checklist - Overall Interscholastic Athletics Program

KHSAA Form T41
Rev. 10/10

DIRECTIONS:

For the Areas of Compliance (Opportunities and Benefits) listed on the left hand side of the page, place a checkmark under the appropriate column identifying whether your school provided an advantage to the Girls' Program, or to the Boys' Program or to Neither Program. A review of T-35 and T-36 spending patterns might be helpful in completing this form.

Areas of Compliance:	ADVANTAGE TO:		
	GIRLS' PROGRAM	BOYS' PROGRAM	NEITHER PROGRAM
OPPORTUNITIES			
Accommodation of Interest and Abilities			X
BENEFITS			
Equipment and Supplies			X
Scheduling of Games and Practice Time			X
Travel and Per Diem Allowances			X
Coaching			X
Locker Rooms, Practice and Competitive Facilities			X
Medical and Training Facilities and Services			X
Publicity			X
Support Services			X
Housing and Dining			X
Tutoring			X
Athletic Scholarships			X

If an advantage/inequity is indicated, corrective action should be shown on the Corrective Action Plan, Form T-60.

Principal's Signature: *Kately Johnson* Date: 4/14/11



**2010-2011 TITLE IX
CORRECTIVE ACTION PLAN
(FORM T-60)**

SCHOOL NAME Christian County

DIRECTIONS:

- For Column 1, indicate the intended area (Opportunities or Benefits) which needs corrective action in order to achieve gender equity. For Column 2, write the suggested change or activities that will correct the area in need of alteration. For Column 3, include the estimated completion date for the changes or activities.
- It is possible to attain compliance with Title IX and no longer need "corrective" action. However, the KHSAA strongly encourages compliant schools to identify items for improvement (Column 1), activities to accomplish the improvement (Column 2) and a timetable for completion (Column 3) that will strengthen the athletic program.
- You may copy this form as needed. Please attach corrective action plans along with audit forms and submit by April 15, 2011.

COLUMN 1	COLUMN 2	COLUMN 3
SPECIFIC ITEM FOR CORRECTION/ IMPROVEMENT	PLAN FOR SUGGESTED CHANGE	START DATE AND COMPLETION DATE OF CORRECTIVE ACTION
New Sport-Swimming	We are in the process of meeting with interested student/athletes. Next we will call an open meeting with the parents of those interested student/athletes. The next step will be to meet with our Board of Education and present improvements regarding the concession stand, press box, restroom facilities, installation of stadium seats, and locker rooms. Information will be sent to the KHSAA when completed.	Start: immediately Complete: 2012
SB field and facility Improvement		Start: 2012 Complete: 2020
Increased participation in female sports--especially golf	begin offering summer camps to develop interest in younger student/athletes in hopes they will develop an interest in the sport and participate when they reach high school	Start: 2011 Complete: 2020
Implementation of adopted uniform purchases	Begin cycled purchase of uniforms/equipment for all sports resulting in less spending from booster clubs	Start: 2012 Complete: 2020
Specific spending identification for booster clubs	Outline suggested purchases by boosters and procedures in dealing with these purchases	Start: 2011 Complete: 2020

Principal's Signature: *Katelyn Gilman* Date: 4/14/11